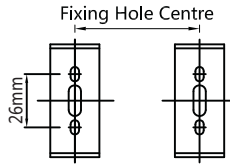


**A** : Turn off the switch.

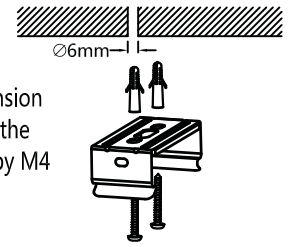
**B**

① Drill  $\varnothing 6\text{mm}$  holes according to below drawing.

Model	Power	Fixing Hole Centre
TLVP2X15XD	15W	330mm
TLVP2X24XD	24W	
TLVP4X30XD	30W	
TLVP4X48XD	48W	340mm/720mm
TLVP4X48V2X	48W	
TLVP5X75XD	75W	584mm/1164mm
TLVP5X75V2X	75W	

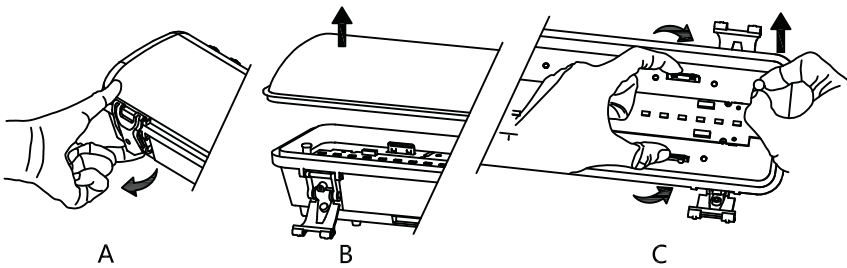


② Insert  $\varnothing 6\text{mm}$  expansion pipe in the wall, fix the mounting bracket by M4 screw.



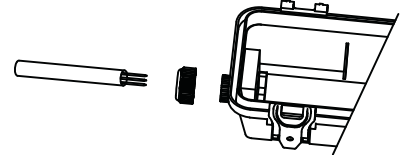
**C**

- ① Firstly open the clips like picture A
- ② Secondly take off the diffuser like picture B
- ③ Hold on the stainless fixator, take off the gear tray like picture C

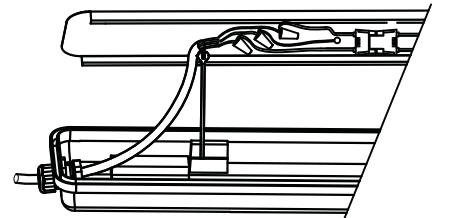


**D**

① Loosen the nut of the cable gland, put the cable through the cable gland.

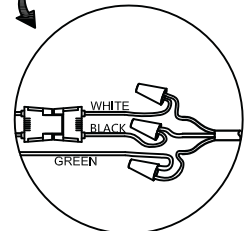
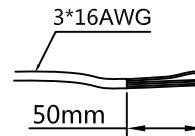
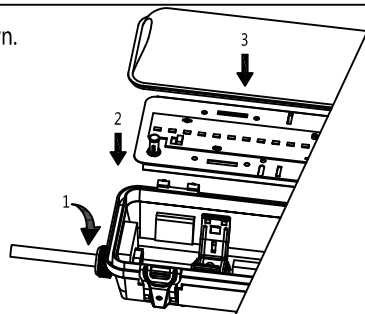


② Connect the cable on the terminal block as below shown and tighten the cable gland



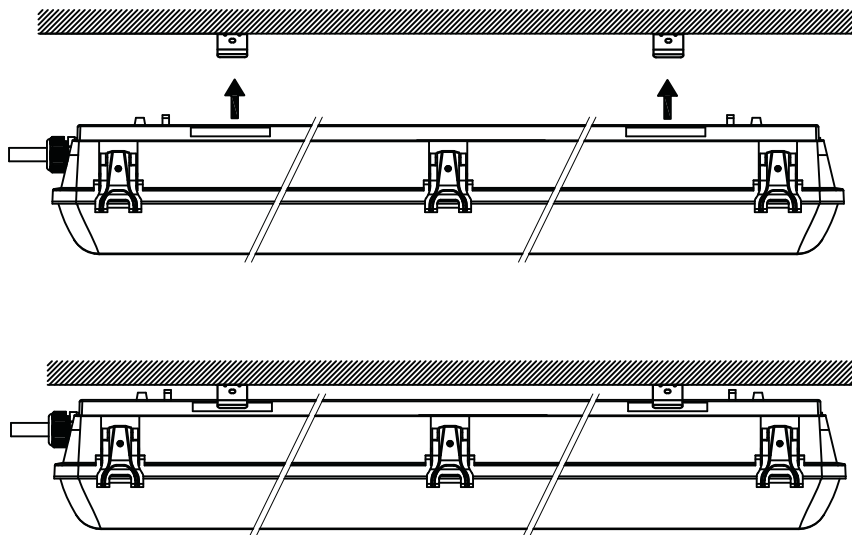
**E**

- ① Tighten cable gland as below shown.
- ② Fix gear tray with the housing.
- ③ Close the diffuser.

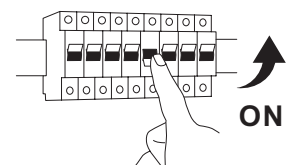


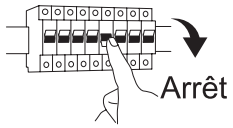
**F**

① Fix the lamp on the wall.



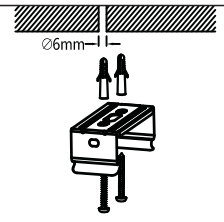
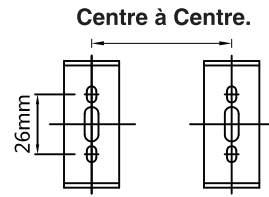
1) "SUITABLE FOR WET LOCATIONS" in form S24L2.  
 2) if wall mounted "SUITABLE FOR MOUNTING WITHIN 1.2(4 ft) OF THE GROUND" in form S24L2.





**B**  
① Percer 4 trous de 6mm.

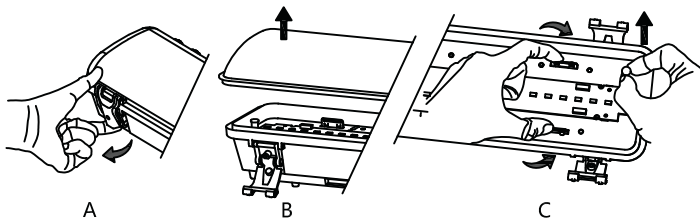
Modèle	Wattage	Ancrage centre à centre
TLVP2X15XD	15W	330mm
TLVP2X24XD	24W	
TLVP4X30XD	30W	
TLVP4X48XD	48W	340mm/720mm
TLVP4X48V2X	48W	
TLVP5X75XD	75W	584mm/1164mm
TLVP5X75V2X	75W	



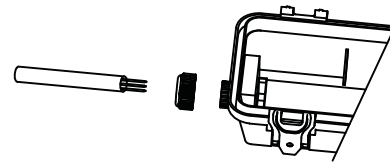
② Insérer les ancrages de plastique. Visser le support de métal.

A Fermer l'alimentation électrique.

**C** 1- Ouvrir le luminaire.  
2- Enlever le réflecteur en serrant les attaches de plastiques grises.

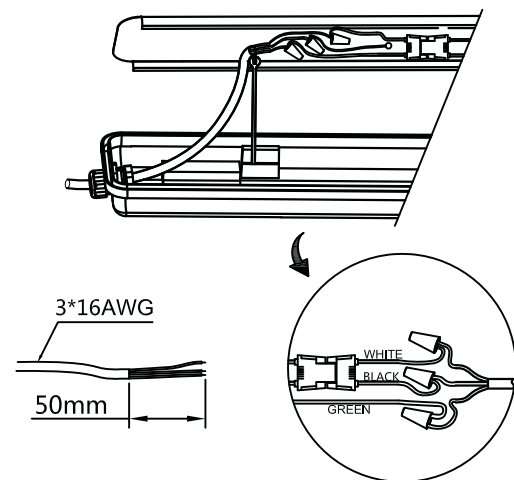
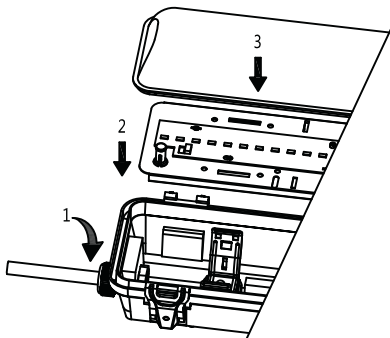


**D** 1- Insérer le fils dans le connecteur de plastique.

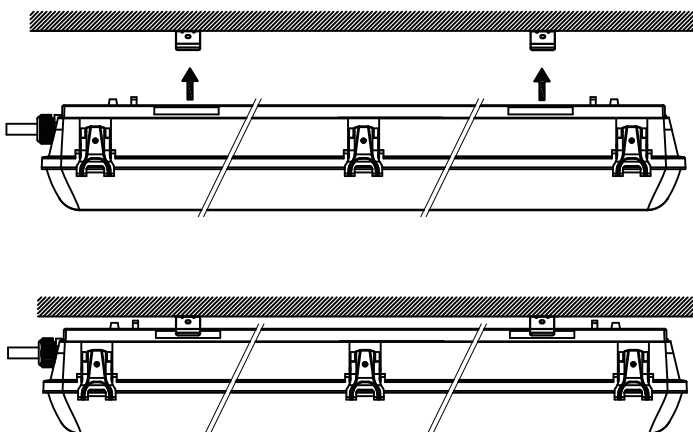


2- Brancher les fils noir / blanc/ vert ensemble. Voir le dessin ci-bas.

**E**  
1- Revisser le connecteur.  
2- Repositionner le réflecteur.



**F** 1- Insérer le luminaire sur les supports de métal.



1- Luminaire étanche à l'eau et la poussière . Degré de protection IP66.

