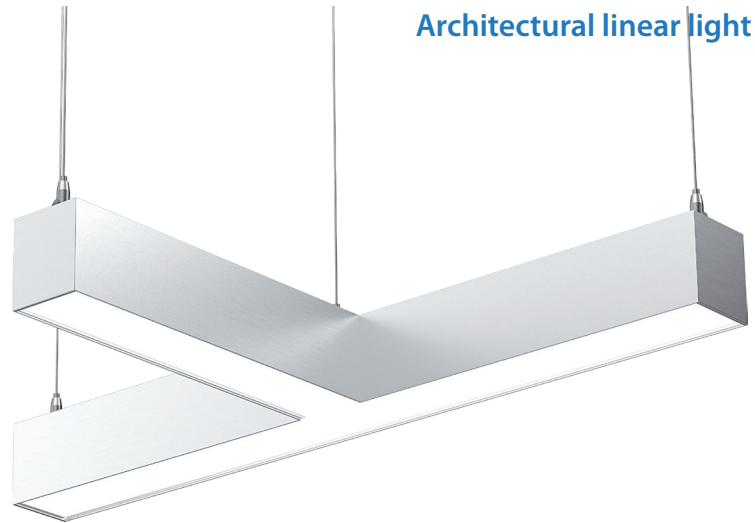


Architectural linear light



Specifications TLARLUSTF50ABN

Electrical Specifications

Model No.	TLARLUSTF50ABN
DLC ID	N/D
Power (W) selectable $\pm 10\%$	30W / 40W / 50W
Input Voltage (V)	AC 120/347V, 50/60Hz
Efficacy $\pm 3\%$	115 lm/W
Power Factor (PF)	0.9
Surge protection	4 Kv
Total harmonic distortion	< 20%
Dimmable	0-10V




Photometric Specifications

CRI	>80
CCT selectable	3500K / 4000K / 5000K
Beam angle	120°
Light Output $\pm 3\%$	30W: 3450 lm 40W: 4600 lm 50W: 5750 lm

Mechanical Specifications

IP Rating	IP20
Material	Aluminum + PC
Lens	Frosted
Net Weight	2.58 kg
Product size (mm)	$\pm 776 \times 423 \times 70 \times 80$ mm
Product size (inch)	$\pm 30.6" \times 16.7" \times 2.75" \times 3.15"$
Operating Humidity	10% to 90%
Operating Temperature	-20°C to 45°C
Lumen maintenance	>82% at 100 000 hours

Accessories (not included)

 TLARLSR	Suspension cables	 TLARLPCBN	Suspension connecting kit
 TLARLLB	Junction support to join 2 luminaires		

Product description:

- Modular luminaire available in L, T and X shape.
- Wide supply voltage supply range 120 / 347 V.
- Selectable power and CCT.
- Direct and indirect lighting.
- Selectable up/down configuration : 0% up 100% down / 30% up 70% down / 50% up 50% down.
- Its versatile design makes installation easy which reduces installation time and costs.
- Savings on energy consumption compared to conventional lighting.
- Warranty: 5 years.
- Compatible with most sensors.
- 3 installation options: suspended, surface mount or wall mount, accessories not included.
- Maximum of 420W at 120V, 840W at 240V and 1200W at 347V per circuit.

Applications:

Suitable for offices, schools, shops, showrooms etc.