
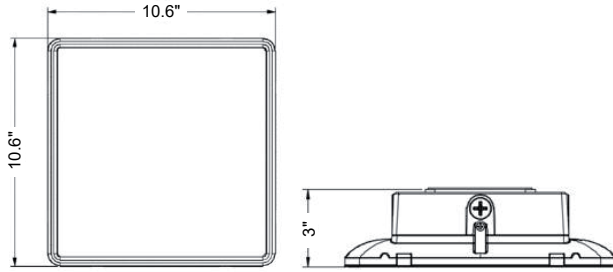



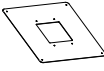
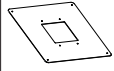
Canopy



Selectable power and CCT



Accessories not included

 TLCAWG	Wire guard	 TLCABGBK	Bird guard	 HD015VCRH	Motion sensor
 HD06R	Remote control setting for motion sensor	 TLCAMP18WH	White fixing aluminum plate 18" x 18"	 TLCAMP26WH	White fixing aluminum plate 26" x 26"

Specifications TLCAUSF70ABK

Electrical Specifications

Model No.	TLCAUSF70ABK	
DLC ID	S-2GKUHL	
Power (W) ± 10% selectable	35 W / 52 W / 70 W	
Input Voltage (V)	120-347 V, 50/60 Hz	
Efficacy ± 3%	130 lm/W	
Power Factor (PF)	0.9	
Surge protection	4 Kv	
Total harmonic distortion	<20%	

Photometric Specifications

CRI	70	
CCT selectable	3000K / 4000K / 5000K	
Beam angle	120°	
Light Output ± 3%	35W: 4550 lm	52W: 6760 lm
	70W: 9100 lm	
Dimmable	0-10V	

Mechanical Specifications

IP Rating	IP65
Material	Aluminum
Lens	Frosted (Glass)
Net Weight	2.8 kg
Product size (mm)	± 268 x 268 x 77.5 mm
Product size (inch)	± 10.6" x 10.6" x 3"
Operating Humidity	10% - 90%
Operating Temperature	-40°C ~ 45°C
Lumen maintenance	>78% at 100 000 hours

Product description:

- Large supply voltage range 120-347V.
- Selectable power and CCT.
- Lightweight lamp body for easier installation in high ceiling areas.
- Smooth surface structure prevents accumulation of water, dust and insects.
- Optional motion sensor.
- Remote control for motion sensor optional.
- Big energy saving compared to conventional lights with similar lumen output.

Applications:

Garages, gas stations, lean-to, stairwells, etc.