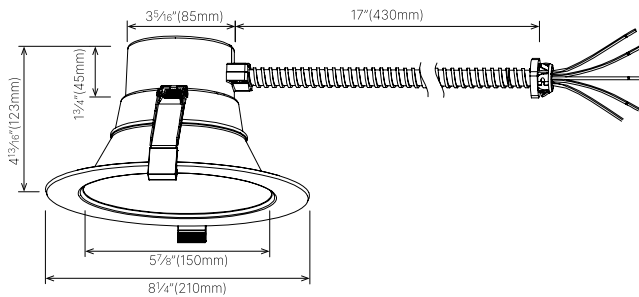




Installation hole: Ø6" (Ø153 mm)



| Electrical specifications | |
|---------------------------|-----------------------------|
| Model no. | TLCDLUS6R22FRAWH |
| DLC ID | - |
| Power ±10% | 10W / 12W / 15W / 18W / 22W |
| Input voltage | AC120-347V |
| Frequency | 50/60 Hz |
| Efficacy ±3% | 90 lm/W |
| Power factor | >0.9 |
| Dimmable | 0-10 V |
| Surge protection | 2.5 kv |
| Total harmonic distortion | <20% |

Product description:





- 6" commercial recessed light fixture (8.25" Overall)
- Meets the following standards:
 - UL 1598
 - UL 263
 - CSA C22.2 No. 250.0
- Type IC
- 2 hours fire resistance.
- Selectable CCT and power.
- Color: white.

| Photometric specifications | |
|----------------------------|---------------------------------------|
| CRI | 90 |
| CCT | 2700K / 3000K / 3500K / 4000K / 5000K |
| Beam angle | 80° |
| Light output ±3% | 10W: 900 lm 18W: 1620 lm |
| | 12W: 1080 lm 22W: 1980 lm |
| | 15W: 1350 lm |

Applications:

Houses, offices, schools, shopping centers, bathrooms, laundry rooms, porches, etc.

| Mechanical specifications | |
|---------------------------|--------------------------|
| IP rating | Wet locations |
| Material | Metal |
| Lens | Polycarbonate |
| Net weight | 0.64 kg |
| Product dimensions | ± Ø8.25" x 4.81" |
| | ± Ø210 mm x 123 mm |
| Operating humidity | 5% ~ 90% |
| Operating temperature | -20°C ~ 40°C |
| Lumen maintenance | ≈78.94% at 100 000 hours |

| Optional accessories | | |
|---|---|---|
|  <p>TLCDLR6BK Black finish 6"</p> |  <p>TLCDLR6RAL Silver finish 6"</p> |  <p>TLCDLR6RSP Specular finish 6"</p> |
|  <p>TLMP36HB 3» to 6» installation plate + fixing bars</p> | | |