



## Specifications TLDEUS25AD

### Electrical Specifications

Model no.	TLDEUS25AD
Power (W) ± 10%	15 W / 20 W / 25 W
Input voltage (V)	AC 120-347V, 50/60Hz
Efficacy ± 3%	100 lm/W
Power factor (PF)	>0.9
Dimmable	0-10V

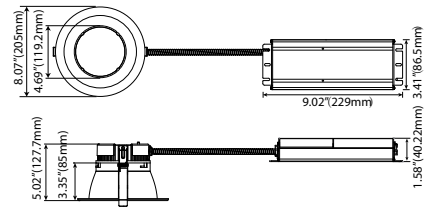
### Photometric Specifications

CRI	90
CCT	2700K / 3000K / 3500K / 4000K / 5000K
Beam angle	100°
Light output ± 3%	15W: 1500 lm   20W: 2000 lm 25W: 2500 lm

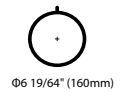
### Mechanical Specifications

IP rating	Wet locations
Material	Aluminum
Lens	Polycarbonate
Net weight	N/A
Product size (mm)	See the drawings
Product size (inch)	See the drawings
Operating humidity	10% - 90%
Operating temperature	-20°C ~ 45°C
Lumen maintenance	N/A

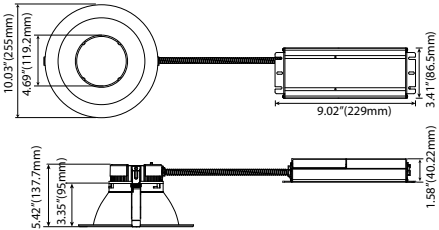
6" round reflector



Installation hole



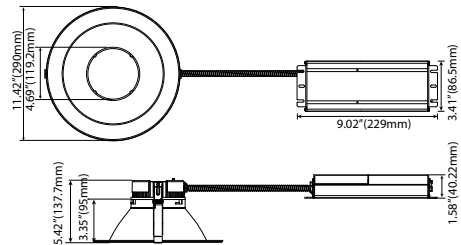
8" round reflector



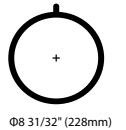
Installation hole



10" round reflector



Installation hole



## Product Description:

- Commercial recessed light.
- Selectable power and CCT.
- Choice of round, semi-specular reflector with white or black trim.

## Applications:

Shopping centers, residential buildings, hotels, schools, houses, etc.

## Optional accessories

