

WATT SELECTABLE



Specifications TLHBUS310P80H

Electrical Specifications

Model No.	TLHBUS310P80H
DLC ID	N/D
Power (W) ± 10%	240 W / 270 W / 310 W
Input Voltage (V)	120-347 V, 50/60 Hz
Efficacy ± 3%	172 lm/W
Power Factor (PF)	0.9
Dimmable	0-10 V
Surge protection	4 Kv
Total harmonic distortion	<15%








Photometric Specifications

CRI	80
CCT	5 000 K
Beam angle	120°
Light Output ± 3%	240W: 41 280 lm 270W: 46 440 lm 310W: 53 320 lm

Mechanical Specifications

IP Rating	IP66
Material	Aluminum
Lens	Clear (Polycarbonate)
Net Weight	5.2 kg
Product size (mm)	± Ø350 x 255 mm
Product size (inch)	± Ø13.8" x 10"
Operating Humidity	10% - 90%
Operating Temperature	-40°C ~ 45°C
Lumen maintenance	>75% at 100 000 hours

Accessories not included

 HD09VR-PHC-DG	PIR motion sensor	 HD06R	Remote control setting for motion sensor
 TLHBUS3TU	"U" bracket	 TLHBUS2AR	Aluminum reflector
 TLHBUS2LS	PC reflector	 TLHBUS2LC	PC reflector cover
 BLD-RM60R	Emergency lighting battery 100/347 V (Optional remote)		

Product Description:

- Lightweight lamp body for easier installation in high ceiling areas.
- Polycarbonate lens with 120° projection. 60° and 90° lens available on request.
- 600 mm stainless steel suspension kit included.
- 2 meters power cable.
- 4 kV surge protection.
- Other CCT available on request.
- Over 70% energy saving compared to conventional lights.

Applications:

Warehouse, workshop, garage, industry, arena and other high ceiling areas.