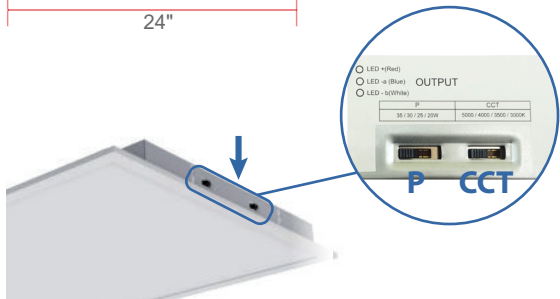
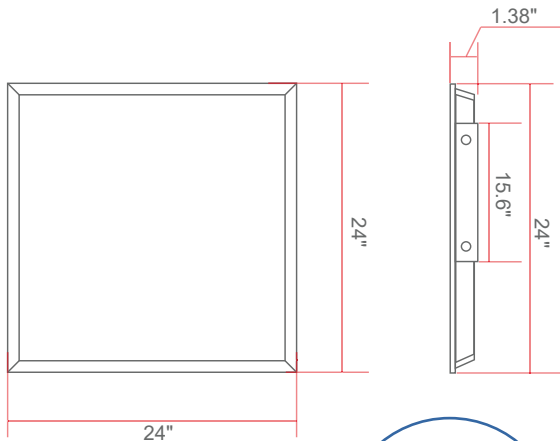


TPPLUS22W35A

Technilight

PRO








Selectable Watt



Selectable CCT



Optional accessories

 Surface installation frame 2' x 2' white TLPBL22WMF	 Recessed mounting frame 2' x 2' white TLPL22RMFWH	 6' suspension kit TLPBLSR
 Emergency battery BLD-HM08D	 Extension for junction box TPPLJBE	



Specifications TPPLUS22W35A

Electrical Specifications

Model No.	TPPLUS22W35A
DLC ID	S-P05LC5
Power (W) selectable	25W / 30W / 35W
Input Voltage (V)	AC120-347V, 50/60Hz
Efficacy ± 3%	125 lm/W
Power Factor (PF)	0.9
Total Harmonic Distortion	≤15%

Photometric Specifications

CRI	83
CCT selectable	3 000 K / 3 500 K / 4 000 K
Beam Angle	120°
Light Output ± 3%	Min.: 3 125 lm Max.: 4 375 lm
Dimmable	0-10 V

Mechanical Specifications

IP Rating	IP40
Material	Aluminum + metal sheet
Lens	Frosted PS
Net Weight	2.27 kg
Product size (mm)	± 603 x 603 x 30 mm
Product size (in)	± 24" x 24" x 1.38"
Operating Humidity	10% - 90%
Operating Temperature	-25°C ~ 50°C
Lifespan (L70)	50 000 hours

Product description:

- Backlight LED panel luminaire.
- Selectable power and CCT with a switch.
- Seismic support included.
- Installation: suspended / suspended ceiling / surface mount with optional mounting frame.
- Type "IC".
- 0-10 V dimmable.
- Uniform brightness, high performance, low energy consumption and low radiant heat.
- Warranty: 5 years.

Applications:

Office, business place, clinic, airport, commerce, hotel, basement, etc.

info@technilight.ca

WWW.TECHNILIGHT.CA