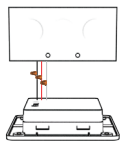


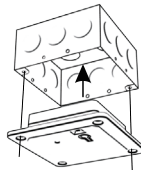
**WARNING:** May result in serious injury or death. Turn off power at circuit breaker before installing the unit.

### INSTALLATION

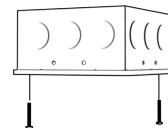
**Step 1: Connect the wires securely.**



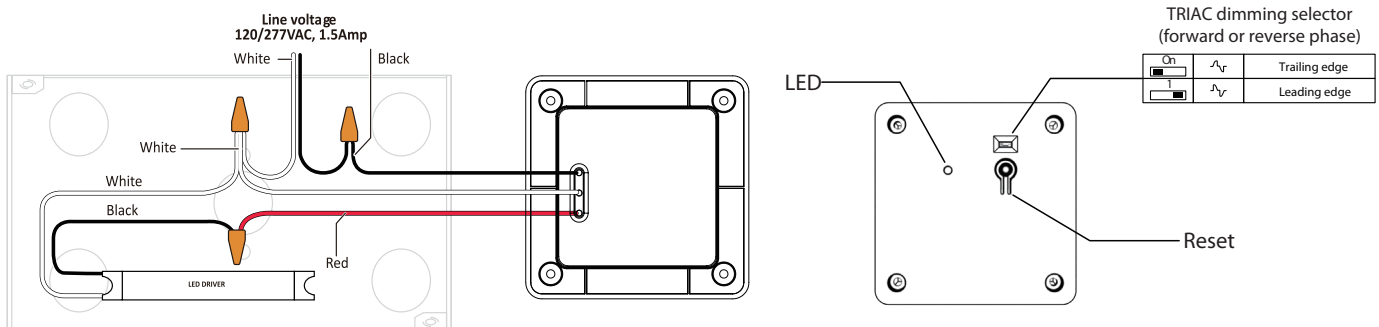
**Step 2: Align the junction box screw holes.**



**Step 3: Secure the junction box with screws.**



### WIRING




### How to install Technilight Smart APP?

Download our app:



Technilight Smart  
Google play  
Android



Technilight Smart  
Apple store  
iOS

### WARRANTY INFORMATION

Our company warranties this product to be free of defects in materials and workmanship for a period of five(5) years. There are no obligations or liabilities on the part of our company for consequential damages arising out of, or in connection with, the use or performance of this product or other indirect damages with respect to loss of property, revenue or profit, or cost of removal, installation or reinstallation.